

Year 1 Phonics screening check

Phonics

ee ur ow

wh y au

What is the Year 1 Phonics screening check?

The Phonics Screening Check is designed to show how well your child can use the phonics skills they've learned up to the end of Year 1, and to identify pupils who need extra phonics help.

Phonics

ee ur ow

wh y au

How does the check work?

Your child will sit with a teacher that he or she knows and be asked to read 40 words aloud.



Your child may have read some of the words before, while others will be completely new.

The check normally takes just a few minutes to complete and there is no time limit. If your child is struggling, the teacher will stop the check. The check is carefully designed not to be stressful for your child.

When does the phonic screening take place?



It will commence for two weeks from Monday 10th June for all year 1 children and those children in year 2 who will be retaking the check.

If your child is absent on the allocated day, they will be asked to complete the check on another day within the DFE time frame.


The Year One Phonic Check

Ph

KEY STAGE
1

Phonics

Phonics screening check
Pupils' materials







National curriculum assessments

The phonic screening check will consist of:

- 20 real words
- 20 pseudo-words
- Section 1 and 2

JUNE 2015

Structure of the Phonic Check


Practice sheet: Real words	Practice sheet: Pseudo words
in	ot 
at	vap 
beg	osk 
sum	ect 

There will be some practice words for children before the phonic screening check begins.

These words should help familiarise children with the activity and provide some less difficult words to ease children into the phonic screening check

Why Pseudo words?

dack




chob



nurt



queet



The pseudo words provide the purest assessment of phonic decoding because they will be new to all children, and so there will be no unintended bias based on visual memory of words or vocabulary knowledge.

The pseudo words will be presented with a picture prompt and children will be asked to name the type of creature.

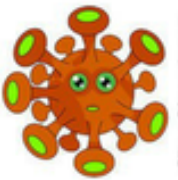
Letter combinations in pseudo words



voo



jound



terg



fape

- The pseudo words begin with children blending two, three, four and five letters together.
- They then increase in difficulty and children are expected to blend letter combinations together to read the words

Real words

grand

cloaks

scrap

strike

- Children are also presented with real words which increase in difficulty throughout the screening.
- These words are also phonetically plausible so children will need to be able to fluently recognise the letter combinations in order to blend and read them.

How can you help at home?

Graphemes

ch

sh

th

ng

ai

ee

igh

oa

oo

Sample words

chip

shop

thin/then

ring

rain

feet

night

boat

boot/look

Graphemes

ar

or

ur

ow

oi

ear

air

ure

er

Sample words

farm

for

hurt

cow

coin

dear

fair

sure

corner

This is why we would like children to practise these letter combinations at home.

How can you help at home?

- Encourage your child to 'sound out' when reading or writing. Focusing particularly on spotting more unusual sound patterns.

Eg

Digraph- 2 letters making one sound

cow

Trigraphs- 3 letters making one sound

night

Split digraphs- 2 vowels with a consonant in-between. This used to be known as the magic e!

spine - i_e

Split digraphs

Can you identify the split digraphs and sound out these words?

make ae

Steve ee

bike ie




















home oe

cube ue


How can you help at home

Encourage your child to use their sound mat when reading and writing and use their actions to find the sound they need.

Phase 5 Sounds

ay 	ou 	ie 	ea 	oy 	ir 	ue 	aw 	wh 
ph 	ew 	oe 	au 	ey 	a_e 	e_e 		
i_e 	o_e 	u_e 						

www.communication4all.co.uk



How can you help at home

Children can practise their phonics by playing games online.

The children particularly like 'Buried Treasure'

<http://www.phonicsplay.co.uk/BuriedTreasure2.html>



Any questions?

