



## ANAPHYLAXIS EMERGENCY INFORMATION

This information should be completed by parents, school and the specialist/school nurse and if necessary a copy sent to the child's GP.

Child's Name		Child's Photo
Class/form		
Date of Birth		
School Year		
Parent/Carer Name(s)		
Home Contact Number		
Mobile Contact Number		
GP/Medical Centre Number		
School Nurse Number		

Known triggers	
----------------	--

Location of medication in school	
----------------------------------	--

Designated school health official	
-----------------------------------	--

<b>Instructions for adrenaline auto-injector use (please tick the appropriate statement)</b>	
<input type="checkbox"/> My child does <b>not</b> understand the proper use of his/her adrenaline auto-injector and requires help to administer it.	
<input type="checkbox"/> My child understands the proper use of his/her adrenaline auto-injector, and in my opinion, can advise its use at school.	

I give permission for school personnel to share this information with all school staff and appropriate trained staff to administer medication. In the case of an emergency, this information may be passed to medical professionals and if necessary, I also give permission for the school to contact our GP/School Nurse.

I assume full responsibility for providing the school with an adequate supply of adrenaline auto-injectors and if necessary I give permission for the school to use the emergency auto-injector if required. I approve this anaphylaxis care plan for my child.

Parent/s Signature	Date
Health Care Practitioner Signature	Date
Headteacher's Signature	Review Date

# INFORMATION AND EMERGENCY CARE

## WHAT IS AN ANAPHYLACTIC REACTION?

An anaphylactic reaction is a life-threatening allergic reaction which can happen very quickly. It can be set off by various triggers. The most common triggers are certain foods, medicines, and wasp and bee stings. An adrenaline auto-injector is an injection device filled with adrenaline.

## THE FIRST SIGNS OF A SEVERE ALLERGIC REACTION:

- swelling in the throat
- change in voice
- difficulty swallowing or breathing
- wheezing
- dizziness feeling faint
- sudden tiredness

If there is doubt about whether the child's Reactions are severe or not, use the auto-injector.

## HOW SHOULD AN AUTO-INJECTOR BE USED?

At the first signs of a severe allergic reaction:

- Call 999, ask for an ambulance and state 'anaphylaxis', even if the child starts to feel better.
- Inject outer thigh through child's clothes
- Lie the child flat with their legs up to keep their blood flowing.
- Stay with the child while waiting for the ambulance.
- If the child still feels unwell after the first injection, use your second injector 5 to 15 minutes after the first.

An adrenaline auto-injector is for emergency, on the spot treatment of an anaphylactic reaction. The child should always go to hospital after using the auto-injector.

Two adrenaline auto-injectors should be available in school for the child at all times.

Check the expiry date on the adrenaline auto-injectors and ask parents to ask their doctor or nurse to prescribe new ones before they expire. Out-of-date injectors may not work.

## A NOTE ON BRANDS

Make sure that appropriate school staff have been trained to use the brand of auto-injector prescribed because injection technique may vary between brands. Order and practice using a trainer device (available for free from the manufactures' websites). The brand names of adrenaline auto-injectors currently available in the UK are Emerade, EpiPen, and Jext. See manufacturers' websites for further details.

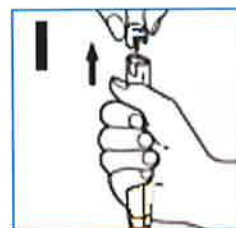
## MORE INFORMATION

### Anaphylaxis Campaign

 [www.anaphylaxis.org.uk/schools](http://www.anaphylaxis.org.uk/schools)

### Department of Health, Social Services and public safety

 [www.dhsspsni.gov.uk](http://www.dhsspsni.gov.uk)

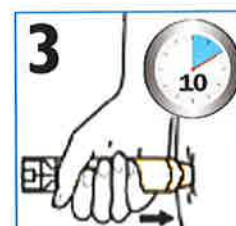


Form fist around auto-injector (dominant hand).

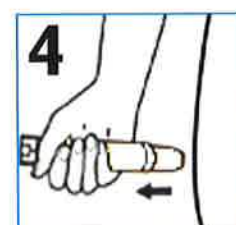
### PULL OFF SAFETY CAP



**SWING AND PUSH TIP** at a 90° angle against outer thigh (with or without clothing) until a click is heard.



**HOLD FIRMLY** in place for 10 seconds.



**REMOVE** auto-injector. Massage injection site for 10 seconds.